



February 2006



Pinelands Orchid Society

www.pinelandsorchidsociety.org

P.O. Box 954 - Voorhees, NJ 08043

From the Officers & Trustees

It's time to prepare your plant list for the SEPOS Show! By now, you are reasonably certain which of your orchids will be in bloom the second week of February. Some tips for grooming your plants for show are on Page 5 of this newsletter. Any other questions you may have concerning preparing your orchids for show can be answered with a phone call to any of our Officers.

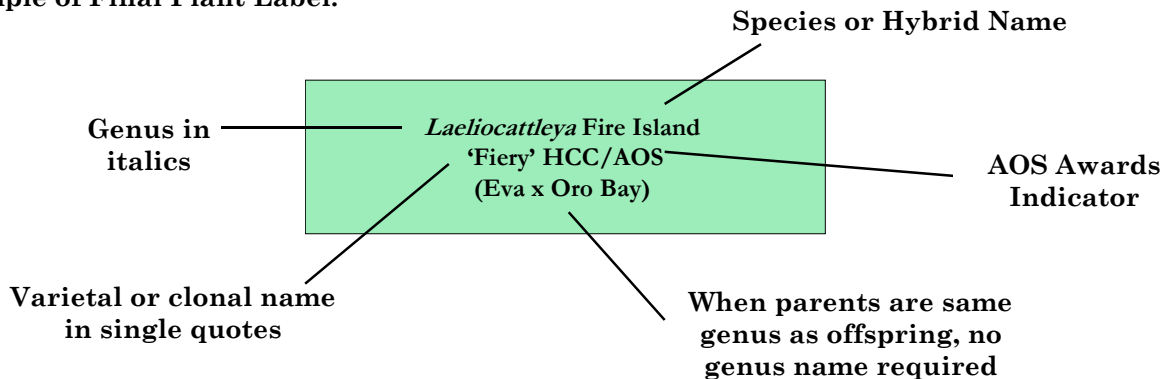
What we need for you to do now is to make a list of the orchids you would like to exhibit in the show and send it to Christine* so that plant labels can be made up and brought to the site on Wednesday evening, February 8th. Copy the name of your orchid from the tag that came with the plant, including any AOS-Award designation, and including the names of the parents if your plant is a hybrid. If you do not know the names of the parents of your hybrid orchid, we will look up that information for you. We want your plants in the show!

Once your plant list is finalized, you can submit your list any of the following ways:

1. **Regular Mail**—send your list to Christine Jacoby, 118 Muirfield Court, Moorestown, NJ 08057. Please mail your list to arrive on or before Sunday, February 5th.
2. **E-mail**—send to roji@comcast.net on or before Sunday, February 5th.
3. **Fax**—Call Christine at 856-273-6547 and arrange to send her your list by Fax.
4. Last-minute entries will be accepted, as time permits, during our regular society meeting on Tuesday evening, February 7th.

Name of Plant	Parents
<i>Phrag.</i> Noirmont 'Nancy' CCM/AOS	<i>Phrag.</i> Mem. Dick Clements x <i>Phrag. longifolium</i>
<i>Lc.</i> Fire Island 'Fiery' HCC/AOS	<i>Lc.</i> Eva x <i>Lc.</i> Oro Bay
<i>Odm. wyattianum</i>	This plant is a species.

Example of Final Plant Label:





Our Speaker for February: Maurice Marietti

We are pleased to have Maurice Marietti as our Guest Speaker at our monthly meeting on Tuesday, February 7th. One of Pineland Orchid Society's longstanding members as well as an officer for many years, Maurice has been growing orchids in his greenhouse for over fifteen years. Most of us have seen his fabulous *Cattlyas* and *Phragmipediums* on our own Show Tables and displayed at regional orchid shows where he has won numerous awards including many from the American Orchid Society.

In his "spare time," Maurice is the Co-Chair of the Orchid Class Division of The Philadelphia Flower Show, where he is working both behind the scenes and on the show floor, making sure the orchids areas continue to be one of the most popular exhibits at The Flower Show each March. As if that were not enough, Maurice is the official photographer for the AOS Mid-Atlantic Judging Center, and he will be speaking to our members on the subject of photography at our February 7th meeting. The talk will include all aspects of both film and digital photography.

Monthly Meeting Reminder

The next meeting of the Pinelands Orchid Society will be:
Tuesday, **February 7, 2005**, at 7:30 p.m.
at the Woodland Fire Co. Hall,
524 Beechwood Ave. (off Chapel Ave. and Route 38) in Cherry Hill, NJ.

If your last name begins with the letters A through G, please bring a snack to share. The club will provide coffee, tea, and sodas.

Doors will be open to accept Show Table plants at 7:00 p.m.



- Please Remember -

Show Table plants, along with their completed Show Table slips, **must be on the Show Tables by 7:30 sharp** in order to be eligible for judging!



The Orchid Calendar



- **Sunday, February 5, 2006**—Deadline for Pinelands members to submit their SEPOS Show plants list to Christine by regular mail, e-mail, telephone, or fax.
- **Tuesday, February 7, 2006**— Pinelands Orchid Society's monthly meeting starts at 7:30 p.m. Speaker: Maurice Marietti.
- **Wednesday, February 8, 2006**—SEPOS Show set-up begins at 5:00 p.m. at The Court, King of Prussia Mall. See Mike Scott for details.
- **February 9-12, 2006**—SEPOS Orchid Show & Sale, The Court at King of Prussia.
- **February 15, 2006**—Deadline for Newsletter Submissions!
- **Wednesday, February 15, 2006**—AOS Regional Judging, Mid-Atlantic Judging Center, Horticultural Center, No. Horticultural Drive & Montgomery Drive, Fairmount Park, Philadelphia, at 7:00 p.m., www.orchidjudging.com.
- **Saturday, February 18, 2006**—NCOS Paphiopedilum Forum, U.S. National Arboretum, 24th and R Streets, NE, Washington D.C. Advance registration is required. Visit the NCOS web site www.ncos.us for more information.
- **Tuesday, March 7, 2006**—Pinelands Orchid Society's monthly meeting starts at 7:30 p.m. Program to be announced.
- **Saturday, April 1, 2006**—18th Annual Delaware Valley Orchid Council Speakers' Forum, 8:30 a.m.—4:00 p.m., Wyndham Hotel, Mr. Laurel, NJ. Program information and registration form in this issue of the newsletter.



Onc. Twinkle
Frank Heiler—1st Place
Arrangement



Lcna. Happy Face
2nd Place Novice
Pat Eastwood



Paph. fairrieianum x
leucochilum 'Cabernet Splash'
1st Place—Kathleen Harvey



Den. Ding Dang Blue
1st Place—Florence Lon

Pinelands
Orchid
Society
Jan. 2005
Show Table
Highlights



Cym. Little Tommy
1st Place—Eileen Willison



Odbrs. Kenneth Biven 'Santa Barbara'
1st Place—Donna Boyle



Phrag. Noirmont
1st Place—Frank Heiler



Blc. Elizabeth Hera 'Pink Mist'
1st Place—Frank Heiler

Mid-Atlantic AOS Judging Center



What is Orchid Judging???

There is no mystique about orchid judging. It is simply a process of comparing one orchid against others of the same name.

Where do they get the orchids to judge?

Yours and mine. Anyone can bring in an orchid to be judged. Judging is open to anyone and it doesn't cost anything. Just bring your orchid to a judging center on the designated time and place. All judging centers have judging once a month. The Philadelphia Judging Center meets every third Wednesday of each month at 7:00 p.m. at the Horticultural Center in Fairmont Park, Philadelphia. Again, judging is open to anyone. You do not need to bring in an orchid for judging to watch the judging process.

What do you do if you have an orchid that you think is great?

First—if you have access to the Awards Quarterly—look your orchid up to see if it has been awarded. How does your orchid compare? If it is comparable or better, bring it to judging. If you don't have the Awards Quarterly, bring your orchid to judging anyway. Second—before bringing in an orchid, groom it. Make sure it is free of bugs. Clean the foliage, and if the inflorescence needs staking, stake it. Prepare your orchid the same as you would for the show table or a show.

What do you do when you get to judging?

You will need to fill in a registration form for the orchid. Judging personnel will be glad to get the form for you. List the full name of the orchid; and if your orchid is a hybrid, list the parents also. On the bottom of the form, list your name and address. Give the orchid and the registrations form to judging personnel and they will put the orchid in line for judging.

What happens when your orchid comes up for judging?

Your orchid will be placed on the judging table. Prior to that judging, personnel will look up the orchid's name in the Awards Quarterly to see if it has been previously awarded. The chair of judging will ask for comments on the orchid. A judge may request a reading of a prior award. There will generally be discussion on the orchid. The judging chairperson will then ask if there is a nomination. If there is, the orchid will be scored.

What happens if your orchid received an award?

If your orchid received a score of 75 or above, your orchid has received an award. The orchid will be photographed and a description of the orchid will be written. These will be sent to the AOS. In about a month you will receive a bill from the AOS for \$35.00. This is to cover the costs of the award. Your orchid will be written up in the Awards Quarterly. A photograph either black and white or in color may also be printed in the Awards Quarterly. You will receive a certificate from the AOS for the award.

For more information and driving directions to the Mid-Atlantic AOS Judging Center, visit their web site at www.orchidjudging.com.

Congratulations !
Frank Heiler and Kathleen Harvey received an HCC/AOS Award for *Paphiopedilum Memoria Larry Heuer (malipoense x emersonii)* at the Mid-Atlantic Judging Center on December 21, 2005.

Phrags, Phrags, Phrags!

By Nancy Volpe - January 2006
Photography by Joe Volpe

Hello it's me, Nancy, writing to you about an article I wrote many years ago when Joe and I were actively growing orchids. At that time, we had approximately 1,300 plants and three greenhouses comprising 1,000 square feet of growing space. I've edited and updated that article and hope you now enjoy reading about our experiences with the genus *phragmipedium*, which was, at the time, "my current passion and obsession."



Phrag. longifolium 'Charma'

The native habitat of phrags is restricted to Central and South America, and in general they resemble *Paphio-pedilums*. My first, a division of *longifolium* variety 'Charma,' was purchased by me in '88 at a local society auction at a very fair price. It settled down very nicely in the Volpe greenhouses, soon to flower for what I thought would be a reasonable time of perhaps four to six weeks. However, this was not the case. The plant stayed in bloom, believe it or not, for at least a year, its inflorescence reaching over three feet. It bloomed on the top shelf, being lowered to the second, and then the bottom shelf. It kept going and going, flowering sequentially, as many phrags do, which was very pleasing to me. However I decided enough was enough and cut off the spike. I truly did not know if, left to its own devices, it would stop flowering or continue until the plant expired. I still do not know the answer nor will I put any orchid to that test. To be truthful, I got tired of looking at the flower. Needless to say, 'Charma' whet my appetite. Now there was a challenge!




Phrag. Grande 'Nancy' AM/AOS
(*caudatum* x *longifolium*)

Wherever I went, whether it be sales tables at a society meeting, orchid shows or auctions, to which there were many, I rarely saw phrags being sold, and when I did their prices were sky high. I then realized how scarce and closely guarded these plants were. However, about a year later I hit pay dirt. To my amazement and delight, I literally stumbled upon a sales table with about a dozen varieties of *phragmipedium* divisions. Names I had never heard of before – Grande, *caudatum*, Sedenii, *schlimii*, *lindenii* and *equadorensis*. I gathered all I could carry in my arms and went in search of my husband. How could I possibly ask for all of them? Well, he took one look at my excited face and within moments they were mine. I cannot possibly describe to you the exhilaration I felt – I danced all the way home. Now remember, this was many years ago and things have now changed dramatically in the phrag world. The cost of plants was at least five times the current prices. The plants quickly acclimated to our greenhouse conditions and within the year started blooming. First to show her stuff was the stately Schroderae. Her color is a rich rosy pink with petals measuring approximately five inches, twisting down past an elongated full pouch. The inflorescence branches with maturity. When grown well in an 8-inch pot, a mature Schroderae should give at least three to four spikes yielding three to

four flowers each. Also being a sequential bloomer, they stay in flower two to three months, dropping their oldest flower as the new bud emerges. (When this happens don't be surprised to see a perfectly formed flower lying on the bench below the plant as it makes room for the next bloom.)

The parents of Schroderae are *caudatum* and Sedenii. Other pink varieties such as *schlimii*, Sedenii, Cardinale, Rosy Gem, and Carol Kanzer are a delight to own and are easily grown.

If you tend to favor a larger flower and the more unusual, I'd like to say a few words about Grande. Grande is *caudatum* crossed with *longifolium*. I've touched briefly on *longifolium* at the beginning of this article (who can forget 'Charma'). I'll later tell you about *caudatum*, but the two together have mated



Phrag. schlimii 'Birchwood' CCM/AOS

very nicely to form Grande. It is a large yellowish green flower with some mahogany in the pouch and long twisted petals sometime reaching 12-18 inches in length. There are many varieties of Grande ranging from light to dark color forms.

Since the first phrag was discovered in 1778, only a dozen other species were found. Also, hybridizing was limited to less than 50 hybrids registered during the next 200 years. Things were soon to change. In 1981 a species, *besseae*, was discovered in Peru. It is a source of amazement that an orchid of such intense vivid color could have escaped detection for so many years. If you remember there was a *besseae* on our show table last month. I promised to tell you all how it was first discovered. Well, only a woman traveling in the jungle, void of a restroom, can relate to this situation. I will leave the rest to your imagination, but when you sit, you look, and when you look you find! Back to my story. This relatively small plant bears several flowers in succession with the most striking jewel-like tones of reds and oranges. The flower is rather small, approximately 2½ inches wide and 2 inches vertically. Needless to say, after such a find, there was literally an explosion of interest in hybridizing, and over 200 hybrids have since been registered. It is safe to say that in the history of orchids there hasn't been any one flower that has caused such a monumental impact on the orchid world.



Phrag. besseae

As I had been writing the original article during the busy holiday season some year's back, something wonderful had appeared in our greenhouse. A first bloom seedling of Eric Young had emerged. The parents are *besseae* and *longifolium*. It was the first hybrid made from the *besseae* and *longifolium*. The original color was a slight disappointment, since I thought the flower looked rather pale in dorsal and petals with pouch being light orange. After a week or so into bloom, I was amazed to find the color getting brighter and brighter. Then there were two very intense rich orange flowers in bloom with a new bud due to open shortly. This plant was a delight to see in those dark winter days. He could stay!



Phrag. Eric Young 'Nancy' HCC/AOS (besseae x longifolium)

I'm sure you've noticed when speaking to a fellow orchid lover and you ask what is their favorite genus or flower, the reply often is "whatever is currently blooming." Although the current bloomers were the phrags in the preceding paragraphs, I absolutely couldn't wait to see signs of spiking in my *caudatums*. In my eyes, of all the phrags in this genus there is nothing that can top this spectacular species. Without a doubt they are my very favorites.



Phrag. caudatum 'Nancy's Pride & Joy' AM/AOS

Some refer to *caudatum* as the 'Mandarin Orchid,' I guess because of the supposed oriental faces accompanied by the drooping "mustache" that is apparent in the blossom. If you've never seen one, I would tell you to look for a phrag that was marvelously enchanting as well as wonderfully weird. The *caudatum* can be easily recognized by the length of its ribbon-like petals. If left untouched as they continue to lengthen, they could reach 24 to 30 inches. Many have said they grow to these lengths to reach the ground enabling insects to climb up to pollinate the flower. The flower is usually large, 6 to 7 inches in length and yellowish with green veins. The inflorescences grow to about 24 inches tall putting out 2 to 4 flowers, which open simultaneously. How can one not be in awe when seeing this striking plant!

Well, at this point in time you must be tired of hearing about my children. So, when there's space in an upcoming newsletter, I will discuss some important particulars, that is, how I grew them.

- Announcement -

Our best wishes go out to **Ralph and Barbara Collins**, two of Pinelands Orchid Society's longtime members. Both have recently suffered strokes and are recuperating. Please feel free to send a note or card to Ralph and Barbara at the Moorestown Estates, 1205 Church Street, Moorestown, NJ 08057. Ralph is in Room 241, and Barbara is in Room 229. We all pray for their continued recovery.



Our society is grateful to **Marge Felton-Balliet and Weichert Realtors, and Barry Balliet of Action Graphics** for generously enabling the publishing and mailing of our monthly newsletter. Many, many thanks for your continued support!

Nominating Committee—Officers for 2006-2007 From the Constitution and Bylaws of the Pinelands Orchid Society

“The Officers of Pinelands Orchid Society consists of **President, Vice President, and Secretary/Treasurer**. The Secretary/Treasurer may be one or two persons. All Officers shall be elected annually by the members.

A Nomination Committee will be appointed by the President at the March meeting. Nominations for all Officers and elected Trustees will be presented by the Nomination Committee at the May meeting. Additional nominations will be accepted from the floor. Upon close of nominations, elections will be held at this meeting.”

Copies of our **Constitution and Bylaws** will be available at the February 7th meeting. Please take a copy. It contains the job descriptions of the Officers positions. We hope that all members will become involved in the nomination process and the election of our Officers for 2006-2007.

As our orchid society continues to grow, our various committees shall also be looking for support from additional members next year. Please ask any of our Officers or Committee members below how you can help your society next year!



Officers, Trustees, and Committee Members 2005-2006

President

Frank Heiler
215-824-0646

Vice President

Christine Jacoby
856-273-6547
roji@comcast.net

Secretary/Treasurer

Valerie Oldham
856-985-0187
voldham@ectinet.com

Trustees

Bob Taylor
Bob Bookbinder

Web Site

John DeGood
jdegood@comcast.net

**Hospitality /
Refreshments**

Christine Jacoby
Assistants Needed
For 2006-2007!

Newsletter

Christine Jacoby
856-273-6547
roji@comcast.net

Marge Felton-Balliet
margefelton@weichert.com
Writers Wanted!

Monthly Meeting Raffle

Florence Lon
cheeky_bugger@hotmail.com

Show Table

Nancy Volpe
nf.volpe@verizon.net
Eileen Willison
ewillison@
orchidneedlepoint.com

Donna Boyle

dleev@aol.com

Show Table Points

Maurice Marietti
mmarietti@comcast.net

Programs/Speakers

Frank Heiler
215-824-0646

Library

John DeGood
jdegood@comcast.net

Orchid Supplies

Valerie Oldham

2006 SEPOS Show

Mike Scott, Chairman
mscott48@comcast.net

Annual Auction 2006

We need volunteers
To make this event
a success!

Name ID Tags

John DeGood
jdegood@comcast.net

Sunshine Broker

Volunteer Needed!

**Meeting Site Coordinator/
Audio-Visual Mgr.**

John Ceresani
ceresani@comcast.net

Members' Sale Plants

Delores Collier

**Nominating Committee
For 2006-2007**

Frank Heiler
215-824-0646

We need your input
For next year!

**If your name is
not on this list,
it should be!**

**Please volunteer
your talents and
time to your
orchid society!**

Preparing Your Orchids for Show



Grooming your orchids for exhibition indicates to the judges that you care as much about your orchids as you would like them to. Here are some tips:

1. Stand back and take an objective look at your plant. Remove any distracting hardware such as pot or basket hangers and old stakes. If your pot will be hidden under foliage plants or pieces of black cloth (e.g. in the SEPOS Show), you do not need to clean up the exterior of the pot. If you are entering your orchid in a stand-alone exhibit (e.g., the Philadelphia Flower Show), it pays to clean up the pot a bit.
2. Using sterilized shears or a razor blade, cut off any old bloom spikes or remnants and any unsightly or damaged leaves. Remove dried sheaths from pseudobulbs.
3. Hopefully, you have been staking the inflorescences for the past several weeks. Now is the time to examine their position and re-stake as needed to show the flowers to their best advantage. Proper staking also protects the flowers while transporting them to the show, especially the long spikes of *Phalaenopsis* and *Oncidium*s.
4. If the leaves show any white chemical residue, there are several methods to remove these marks. Using a clean, soft cloth and plain water may do the job. For stubborn residue, try some white vinegar or lemon juice. Some growers prefer to use whole milk which adds a natural sheen to the leaves. Avoid any kind of commercial leaf polish. It is frowned upon by the judges.
5. Push your plant's identification tag deep into the side of the pot so that it will not be lost or discarded during transport. Alternatively, remove the tag and keep it at home. Devise a way to identify your plant, such as your initials written with a permanent marker on the bottom of the pot, so that there is no confusion at the end of the show.
6. Finally, water your plants well before taking them to the show and again when they come home. Some growers give their plants a prophylactic spray of insecticidal soap before placing them back with their other plants.



Good Luck to All of Our Exhibitors!

A Guide to Nomenclature, Abbreviations, and Pronunciations

Let's examine the names of some Show Table winners from our January 3rd meeting:

Lctna. = **Laeliocatonia** (lay-lee-oh-cah-TOH-nee-ah). An orchid hybrid genus made up of **Broughtonia** (**Bro.**) x **Cattleya** (**C.**) x **Laelia** (**L.**).

Bro. = **Broughtonia** (broh-TONE-ee-ah). An orchid genus. Subtribe Laeliinae.

Odbrs. = **Odontobrassia** (oh-dont-oh-BRAH-see-ah). An orchid hybrid genus made up of **Brassia** (**Brs.**) x **Odontoglossum** (**Odm.**).

Odm. = **Odontoglossum** (oh-dont-oh-GLOSS-um). An orchid genus. Subtribe Oncidiinae.

Cym. = **Cymbidium** (sim-BID-ee-um). An orchid genus. Subtribe Cyrtopodiinae.

Phrag. = **Phragmipedium** (frag-meh-PEE-dee-um). An orchid genus. Subtribe Cypripedioideae.



Online sites with more information:

- Pronunciations for various orchid genera: www.theorchidsite.com/names.htm
- A list of orchid genera and their standard abbreviations can be found at www.orchids.mu/Glossary/Glossary_A.htm

*18th Annual Delaware Valley Orchid Council
Speakers' Forum
April 1, 2006*

Featured Speakers

Kevin Hipkin

Royale Orchids
Australian Orchids for April Fools

Australia

William Goldner, PhD

Woodstream Orchids
Orchids of Panama

Huntingdon, MD

Jason Fischer

Orchids Limited
Native Orchids of Japan

Plymouth, MN

Schedule of Events

8:30am - 10:00am	Coffee, Tea, Pastry (Sales Open)
10:00am - 11:00am	Guest Lecture
11:00am - 12:00noon	Guest Lecture
12:00noon - 1:15pm	Hot and Cold Buffet Lunch
1:15pm - 2:15pm	Guest Lecture
2:15pm - 3:15pm	Panel Discussion and Plant Raffle
3:15pm - 4:00pm	Sales Open

Vendors

Orchids Limited
Royale Orchids
Woodstream Orchids
Lois Duffin Orchids
Main Street Orchids
Stony Brook Orchids
J & L Orchids

Location: Wyndham Hotel, Mt. Laurel, NJ
From NJ Turnpike: Take Exit 4 to Route 73 South.
From I-295: Take Exit 36A to Route 73 South (Berlin).

Register for our early-bird raffle by March 1, 2006 and you may win one of three exceptional plants provided by our speakers.

Advance Registration Required

**Return the bottom portion of this form
Along with payment in full to:
Mrs. Lois Duffin
7411 Boyer Street
Philadelphia, PA 19119**

**Checks Payable to DVOC
Your Check is your Receipt
Sorry....NO REFUNDS**


Yes! I (we) plan to attend. Enclosed is my check
For _____ registration at \$35.00 per person

Name (s): _____

Address: _____

Phone: _____

How did you hear about us? _____



Pinelands Orchid Society
P. Box 954
Voorhees, NJ 08043

February 2006 Newsletter



**We're on the Web:
pinelandsorchidsociety.org**

